

## ASIA PACIFIC ECONOMICS VIETNAM UPDATE

6 March 2014

CONTRIBUTOR

**Eugenia Fabon Victorino**  
Economist, Asia Pacific  
Eugenia.Victorino@anz.com  
+65 6681 1893

RESEARCH@ANZ.COM

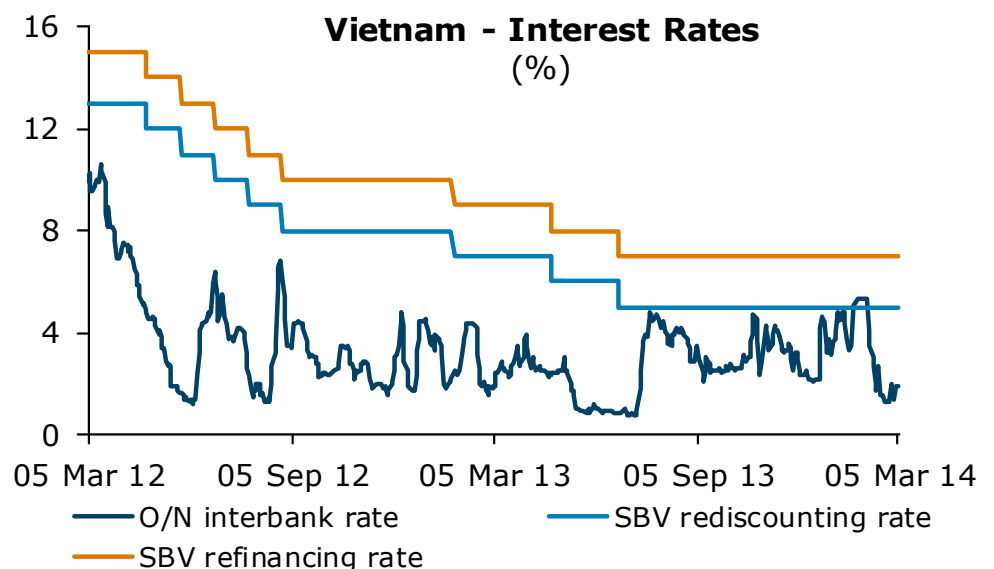
### VIETNAM: EXTERNAL-INTERNAL DICHOTOMY PERSISTS

**Vietnam continues to benefit from strong external demand, despite soft domestic consumption. In February, activity indicators still show a slow but steady improvement with the following features:**

- FDI is a steady buffer
- External trade posts a narrow ytd surplus
- Industrial production is boosted by FDI-related manufacturing
- VND is stable, enabling the central bank to add to its reserves
- Easing inflation points to weak consumer sentiment
- The lack of transparency in the banks' NPLs is still a challenge

We maintain our GDP growth forecast of 5.6% and 5.8% in 2014 and 2015 respectively on the back of slow but stable improvements. We downwardly revise our 2014 inflation forecast to average around 7.0-7.5%.

### SURGE IN LIQUIDITY PUSHES DOWN SHORT TERM RATES



Source: Bloomberg, ANZ

## VIETNAM UPDATE

**Vietnam's external position remains robust in February.** Foreign direct investments (FDI) continue to be the bulwark of the economy. As of 20 February, there have been 122 newly licensed projects year to date for a sum of USD830.9m in registered capital. Further, 41 existing projects received additional funding of USD708.8m, taking the total FDI capital infusion to USD1,539.7m. Realised FDI or implemented capital rose 6.67% ytd y/y to USD1,120m. The manufacturing sector remains the major recipient, posting USD625m ytd. Meanwhile, South Korean companies persist as the top source of FDIs, supporting our view that export-related production will remain strong in the medium term. The real estate sector, showing incipient signs of bottoming out, comes in second with USD156m.

**International trade posted a narrow ytd surplus of USD244m.** Initial estimates from the customs office reported an annual surge in exports and imports by 34.3% and 49.2% respectively, which reflect distortions from the celebrations of the Tet holidays in February. February trade balance reported a deficit of USD1,200m. This partially offset the revised trade surplus of USD1,444m in January, from an initial print of a narrow deficit of USD100m. Considering the continuous flow of FDI to the manufacturing sector, we expect both exports and imports to continue rising together and benefitting from the improvement in developed economies. With domestic demand remaining soft, imports for consumption should likewise be modest.

**Industrial production (IP) rose an average of 7.9% y/y over the January-February period.** Manufacturing production, which we estimate accounts for 70% of the IP index, remains solid. Despite muted domestic consumption, IP continues to benefit from FDI-related export production. Employment for industrial enterprises expanded 5.1% y/y in February, led by the 8.2% growth in FDI-related jobs. Employment generation in the FDI sector more than offset the contraction in the public sector.

**The sustained improvement in the external position keeps the VND stable.** In February, the USD/VND continued to trade within a thin range of 21,070-21,110, close to the central bank's official rate of 21,036. With the continuous flow of external funding, mostly from FDIs and external trade, the central bank continues to shore up its stock of FX reserves. However, in the absence of an official time series of FX reserves, various media outlets have reported contradictory statements on its actual level. On 18 February, Prime Minister Nguyen Tan Dung stated that FX reserves have risen to an all-time high of USD40bn. Meanwhile, the State Bank of Vietnam (SBV) Governor Nguyen Van Binh reported that the central bank has added USD2bn to its reserves taking the total to USD30bn. Despite the conflicting estimates, we maintain our view that Vietnam's stable external position has enabled the central bank to bolster its external buffers.

**Moderating inflation indicates soft domestic demand.** February inflation eased to 4.65% y/y, the lowest since December 2009. Despite the projected rise in consumer spending that usually accompanies the Tet celebrations, inflation was driven by gains in foods prices. This implies that the consumption was focussed on essentials and that consumer sentiment is still soft. However, retail sales are still improving with a year to date growth of 12.3% y/y. Domestic consumption remains constrained as reflected by the marginal contraction in credit by 1.6% ytd y/y. The central bank's 2014 credit growth target has been set at 12%-14%, compared to the 12% target in 2013.

**Considering the recent inflation trajectory, we downwardly revise our 2014 inflation forecast to average around 7.0-7.5%.**

**Robust external position gives the policymakers room to institute structural reforms.** In our view, the positive outlook on FDIs and external trade should offset the weakness in domestic demand while enabling the government to fine tune its policies regarding the state-owned enterprises (SOEs). The Prime Minister has stated that 432 SOEs will be privatised in the next two years. The government intends to sell companies where state control is not necessary. Regarding

## VIETNAM UPDATE

the SOEs where the government has complete ownership or controlling stakes, faster divestment of non-core businesses will be pursued. Inefficient SOEs have been weighing on Vietnam's growth prospects. SOEs account for only a third of the country's GDP, despite cornering almost 60% of total credit.

**On 18 February, Moody's maintained its negative outlook on the banking sector, despite stabilisation in the macro fundamentals.** While the credit watcher rates Vietnam's sovereign paper at B2 with a stable outlook, Moody's does not expect significant improvements in the capitalisation of Vietnamese banks. The ratings agency estimates non-performing loans (NPLs) to be at 15% of total assets, much higher than the 3.79% official estimate as of December 2013. Moody's included all credit, securities, interbank and receivable assets attributable to problematic counterparties in its NPL estimate. The report prompted a rejection from the SBV, saying that if Moody's assumptions were followed, NPLs would likely reach 9% only.

**Considering the persistent challenges from high NPLs, the central bank amended Circular No. 2 on debt classification and provisioning against risks.** Under the yet-to-be-implemented regulation (effective 1 June 2014), if a counterparty has a loan listed under the fifth grouping (worst loans group), all its loans with all banks will automatically fall into the fifth grouping. The amendment will allow banks to consider the loans of "bad counterparties as "good debt" so long as the counterparty continues to repay that debt with that particular bank. For example, Bank A can still consider a loan with a counterparty as good so long as the counterparty continues to service the debt, even if this same counterparty has defaulted on a loan with Bank B. **In our view, the amendment will likely mask the real risk of nonperforming loans in the banking sector, given that the banking system is highly interconnected.**

**Meanwhile, liquidity surged in February pushing down short-term interest rates.** Overnight interbank rates dropped to an average of 2.53% in February, after bottoming at 1.24%. This is compared to the average 4.34% in January. The central bank subsequently issued short term notes to drain excess liquidity, leading to a significant reduction in SBV note yields.

**Amid ample liquidity and low demand for credit, banks cut its deposit rates in February.** The SBV has also been encouraging banks to similarly cut its lending rates. According to an interview with SBV officials, average rates are similar to those seen in 2005-2006. As such, we reiterate our view that the SBV will likely keep its policy refinancing rate on hold at 7.00% in 2014. A disconnect between banks' lending rates and the policy rate persists and any changes in the policy rate will not likely spur credit growth.

**Low deposit rates are encouraging local investors to shift to the local stock exchange.** Anecdotal reports have mentioned an increase in local participation in the stock market. Since the start of the year, the local stock index has gained more than 14%. Also, foreign funds continue to flow into local stocks, attracting more than USD100m since the start of 2014. In our view, the stable external position of Vietnam is offsetting the softness in the domestic economy. **Although we see some improvement and stabilisation in domestic consumption, the favourable external environment would need to pick up the slack to keep the economy on a steady recovery path.**

## VIETNAM UPDATE

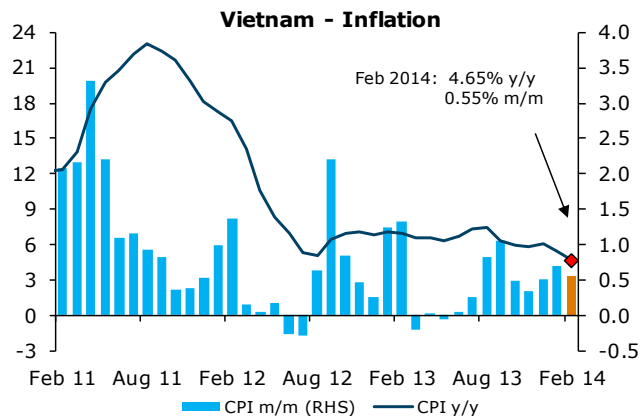
## VIETNAM INFLATION BY CATEGORY

| Year on Year %                 | Sep-13 | Oct-13 | Nov-13 | Dec-13 | Jan-14 | Feb-14 |
|--------------------------------|--------|--------|--------|--------|--------|--------|
| All Items                      | 6.30   | 5.92   | 5.78   | 6.04   | 5.45   | 4.65   |
| Food/foodstuffs                | 3.55   | 4.13   | 4.86   | 5.08   | 4.49   | 3.34   |
| Food                           | -0.89  | -0.36  | 0.88   | 1.98   | 3.18   | 3.50   |
| Foodstuffs                     | 4.32   | 5.11   | 5.92   | 6.02   | 4.77   | 2.89   |
| Dining Out                     | 5.56   | 5.54   | 5.51   | 5.27   | 4.98   | 4.72   |
| Beverages/Tobacco              | 4.24   | 4.19   | 4.24   | 4.19   | 4.62   | 3.69   |
| Textiles/Footwear/Hats         | 7.56   | 7.35   | 6.84   | 6.20   | 5.77   | 4.86   |
| Housing/Construction Materials | 4.00   | 3.39   | 3.27   | 5.49   | 6.19   | 5.04   |
| Household Appliances           | 4.70   | 4.63   | 4.30   | 3.95   | 3.79   | 3.40   |
| Medical Products/ Healthcare   | 32.39  | 25.09  | 19.04  | 18.97  | 10.96  | 10.37  |
| Transport                      | 3.58   | 2.78   | 2.40   | 2.60   | 3.83   | 3.67   |
| Communication                  | -0.56  | -0.57  | -0.58  | -0.57  | -0.52  | -0.51  |
| Education                      | 13.32  | 11.82  | 11.78  | 11.71  | 11.38  | 11.36  |
| Culture/Sports/Entertainment   | 3.60   | 3.49   | 3.24   | 3.02   | 2.90   | 3.11   |
| Others                         | 6.36   | 5.85   | 5.60   | 5.02   | 4.91   | 4.37   |

| Month on Month %               | Sep-13 | Oct-13 | Nov-13 | Dec-13 | Jan-14 | Feb-14 |
|--------------------------------|--------|--------|--------|--------|--------|--------|
| All Items                      | 1.06   | 0.49   | 0.34   | 0.51   | 0.69   | 0.55   |
| Food/foodstuffs                | 0.65   | 0.86   | 0.62   | 0.49   | 0.77   | 1.15   |
| Food                           | 0.41   | 0.91   | 1.29   | 1.22   | 1.33   | 0.68   |
| Foodstuffs                     | 0.87   | 1.04   | 0.56   | 0.38   | 0.75   | 1.16   |
| Dining Out                     | 0.19   | 0.25   | 0.17   | 0.17   | 0.32   | 1.60   |
| Beverages/Tobacco              | 0.22   | 0.12   | 0.28   | 0.27   | 0.83   | 0.60   |
| Textiles/Footwear/Hats         | 0.29   | 0.35   | 0.35   | 0.57   | 0.89   | 0.21   |
| Housing/Construction Materials | 0.91   | 0.50   | 0.41   | 2.31   | 1.02   | -0.64  |
| Household Appliances           | 0.23   | 0.24   | 0.24   | 0.25   | 0.39   | 0.22   |
| Medical Products/ Healthcare   | 0.04   | 0.10   | 0.07   | 0.08   | 0.17   | 0.05   |
| Transport                      | -0.24  | -0.17  | -0.34  | -0.23  | 1.22   | 0.66   |
| Communication                  | -0.01  | -0.03  | -0.02  | -0.01  | 0.00   | -0.02  |
| Education                      | 9.38   | 0.53   | 0.10   | 0.02   | 0.01   | 0.01   |
| Culture/Sports/Entertainment   | 0.09   | 0.14   | 0.10   | 0.13   | 0.21   | 0.61   |
| Others                         | 1.33   | 0.23   | 0.18   | 0.16   | 0.63   | 0.55   |

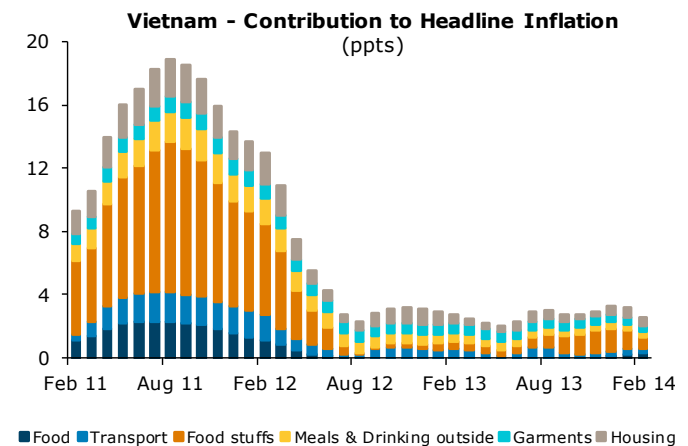
Sources: CEIC, Bloomberg, General Statistics Office, ANZ

FIGURE 1. Moderating inflation points to soft domestic demand



Sources: CEIC, Bloomberg, General Statistics Office, ANZ

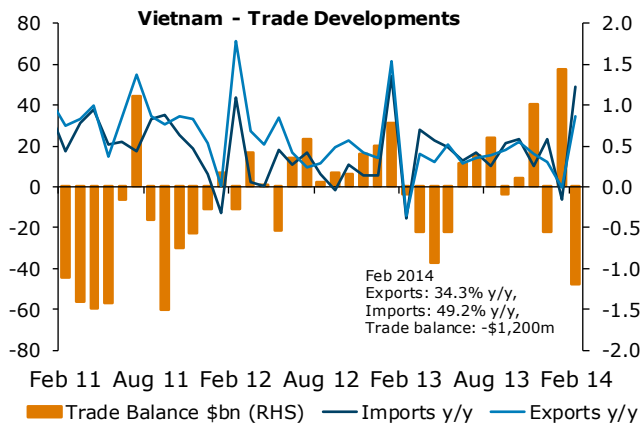
FIGURE 2. Food is still the main driver of inflation



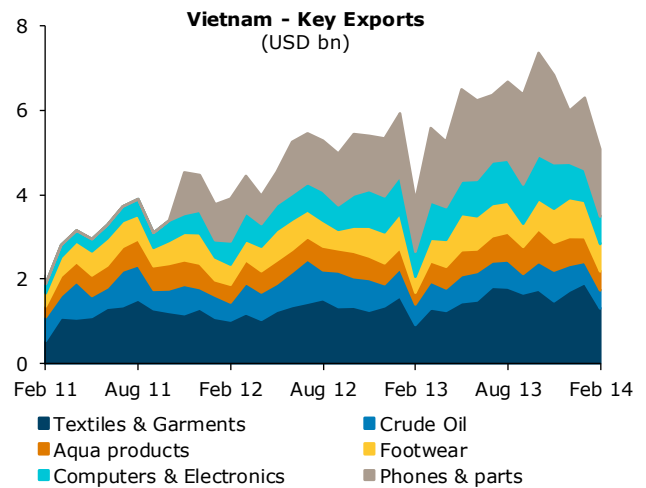
Sources: CEIC, Bloomberg, General Statistics Office, ANZ

# VIETNAM UPDATE

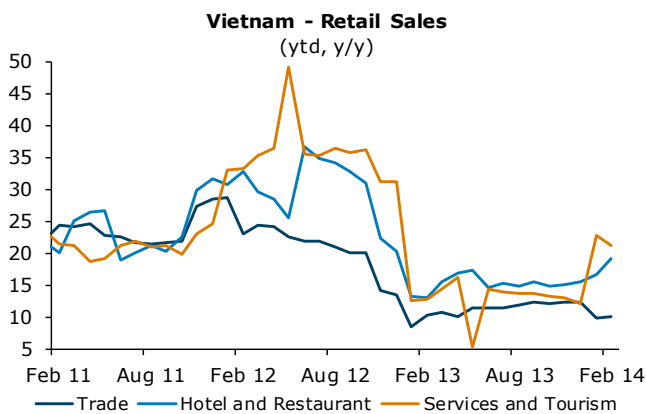
**FIGURE 3. Jan-Feb trade posts a narrow ytd trade surplus**



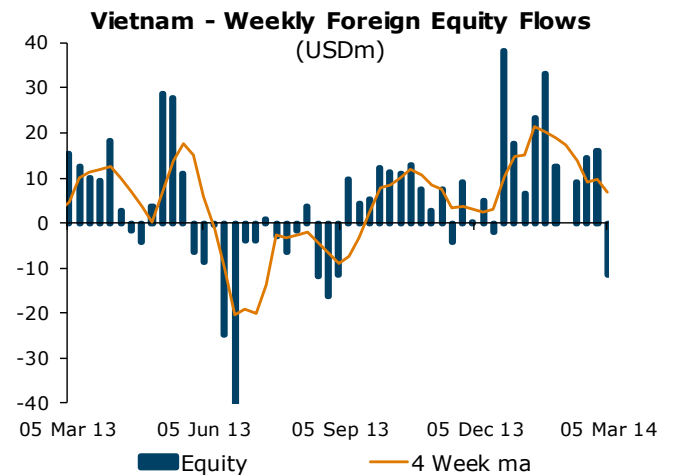
**FIGURE 4. Exports of phones & parts in 2014 is expected to benefit from recent FDI**



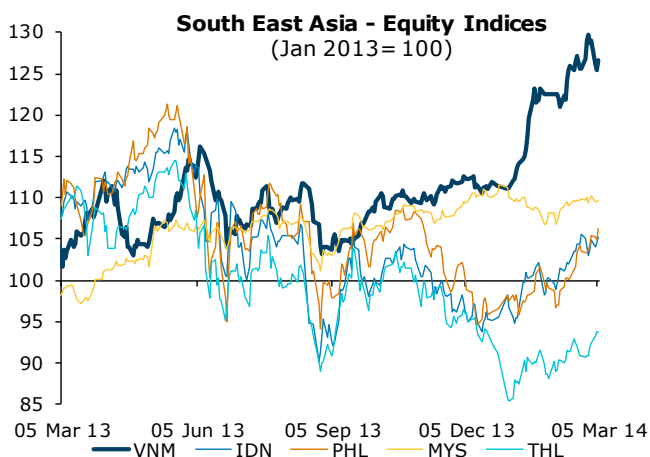
**FIGURE 5. Retail sales are on a steady path to improvement**



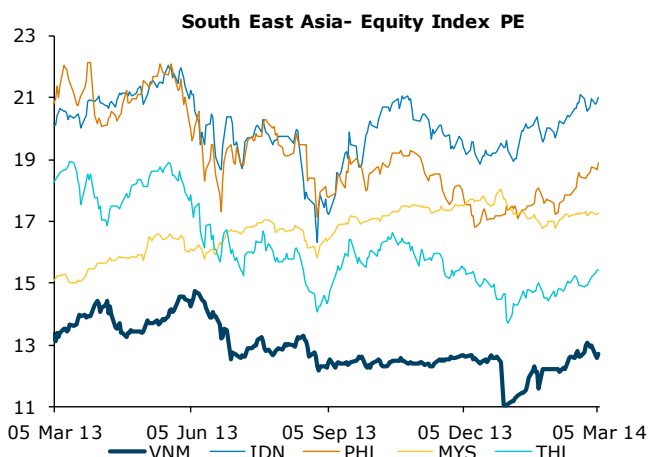
**FIGURE 6. Foreign equity continues to flow in**



**FIGURE 7. Vietnam's stock market holds up, despite weakness in the region**



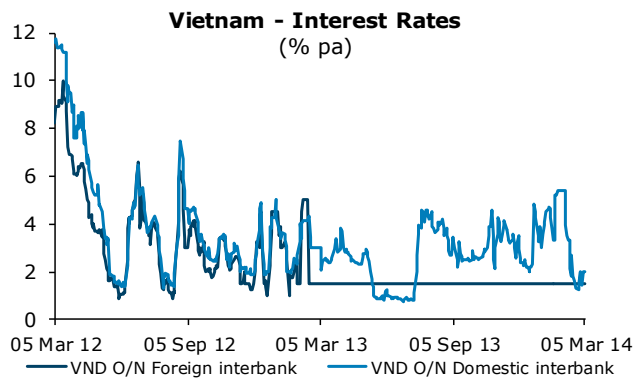
**FIGURE 8. Stock valuations are still relatively cheap**



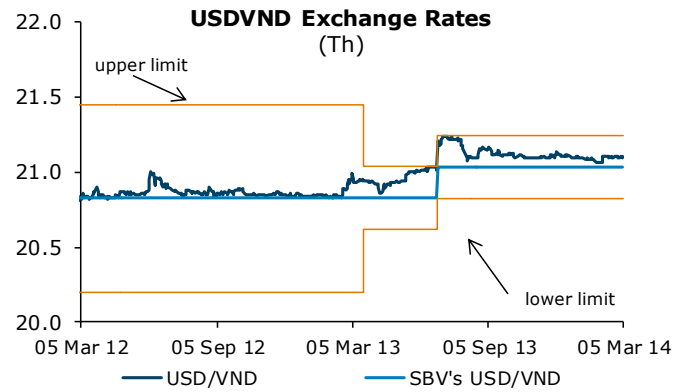
Sources: CEIC, Bloomberg, General Statistics Office, ANZ

## VIETNAM UPDATE

**FIGURE 9. Overnight rates declined following surge in liquidity after the Tet holidays**



**FIGURE 10. VND continues to trade well within trading bands**



Sources: CEIC, Bloomberg, General Statistics Office, ANZ

# IMPORTANT NOTICE

The distribution of this document or streaming of this video broadcast (as applicable, "publication") may be restricted by law in certain jurisdictions. Persons who receive this publication must inform themselves about and observe all relevant restrictions.

## **1. Disclaimer for all jurisdictions, where content is authored by ANZ Research:**

Except if otherwise specified in section 2 below, this publication is issued and distributed in your country/region by Australia and New Zealand Banking Group Limited (ABN 11 005 357 522) ("ANZ"), on the basis that it is only for the information of the specified recipient or permitted user of the relevant website (collectively, "recipient"). This publication may not be reproduced, distributed or published by any recipient for any purpose. It is general information and has been prepared without taking into account the objectives, financial situation or needs of any person. Nothing in this publication is intended to be an offer to sell, or a solicitation of an offer to buy, any product, instrument or investment, to effect any transaction or to conclude any legal act of any kind. If, despite the foregoing, any services or products referred to in this publication are deemed to be offered in the jurisdiction in which this publication is received or accessed, no such service or product is intended for nor available to persons resident in that jurisdiction if it would be contradictory to local law or regulation. Such local laws, regulations and other limitations always apply with non-exclusive jurisdiction of local courts. Before making an investment decision, recipients should seek independent financial, legal, tax and other relevant advice having regard to their particular circumstances.

The views and recommendations expressed in this publication are the author's. They are based on information known by the author and on sources which the author believes to be reliable, but may involve material elements of subjective judgement and analysis. Unless specifically stated otherwise: they are current on the date of this publication and are subject to change without notice; and, all price information is indicative only. Any of the views and recommendations which comprise estimates, forecasts or other projections, are subject to significant uncertainties and contingencies that cannot reasonably be anticipated. On this basis, such views and recommendations may not always be achieved or prove to be correct. Indications of past performance in this publication will not necessarily be repeated in the future. No representation is being made that any investment will or is likely to achieve profits or losses similar to those achieved in the past, or that significant losses will be avoided. Additionally, this publication may contain 'forward looking statements'. Actual events or results or actual performance may differ materially from those reflected or contemplated in such forward looking statements. All investments entail a risk and may result in both profits and losses. Foreign currency rates of exchange may adversely affect the value, price or income of any products or services described in this publication. The products and services described in this publication are not suitable for all investors, and transacting in these products or services may be considered risky. ANZ and its related bodies corporate and affiliates, and the officers, employees, contractors and agents of each of them (including the author) ("Affiliates"), do not make any representation as to the accuracy, completeness or currency of the views or recommendations expressed in this publication. Neither ANZ nor its Affiliates accept any responsibility to inform you of any matter that subsequently comes to their notice, which may affect the accuracy, completeness or currency of the information in this publication.

Except as required by law, and only to the extent so required: neither ANZ nor its Affiliates warrant or guarantee the performance of any of the products or services described in this publication or any return on any associated investment; and, ANZ and its Affiliates expressly disclaim any responsibility and shall not be liable for any loss, damage, claim, liability, proceedings, cost or expense ("Liability") arising directly or indirectly and whether in tort (including negligence), contract, equity or otherwise out of or in connection with this publication.

If this publication has been distributed by electronic transmission, such as e-mail, then such transmission cannot be guaranteed to be secure or error-free as information could be intercepted, corrupted, lost, destroyed, arrive late or incomplete, or contain viruses. ANZ and its Affiliates do not accept any Liability as a result of electronic transmission of this publication.

ANZ and its Affiliates may have an interest in the subject matter of this publication as follows:

- They may receive fees from customers for dealing in the products or services described in this publication, and their staff and introducers of business may share in such fees or receive a bonus that may be influenced by total sales.
- They or their customers may have or have had interests or long or short positions in the products or services described in this publication, and may at any time make purchases and/or sales in them as principal or agent.
- They may act or have acted as market-maker in products described in this publication.

ANZ and its Affiliates may rely on information barriers and other arrangements to control the flow of information contained in one or more business areas within ANZ or within its Affiliates into other business areas of ANZ or of its Affiliates.

Please contact your ANZ point of contact with any questions about this publication including for further information on these disclosures of interest.

## **2. Country/region specific information:**

**Australia.** This publication is distributed in Australia by ANZ. ANZ holds an Australian Financial Services licence no. 234527. A copy of ANZ's Financial Services Guide is available at <http://www.anz.com/documents/AU/aboutANZ/FinancialServicesGuide.pdf> and is available upon request from your ANZ point of contact. If trading strategies or recommendations are included in this publication, they are solely for the information of 'wholesale clients' (as defined in section 761G of the Corporations Act 2001 Cth). Persons who receive this publication must inform themselves about and observe all relevant restrictions.

**Brazil.** This publication is distributed in Brazil by ANZ on a cross border basis and only following request by the recipient. No securities are being offered or sold in Brazil under this publication, and no securities have been and will not be registered with the Securities Commission - CVM.

**Brunei. Japan. Kuwait. Malaysia. Switzerland. Taiwan.** This publication is distributed in each of Brunei, Japan, Kuwait, Malaysia, Switzerland and Taiwan by ANZ on a cross-border basis.

**European Economic Area ("EEA"): United Kingdom.** ANZ in the United Kingdom is authorised by the Prudential Regulation Authority ("PRA"). Subject to regulation by the Financial Conduct Authority ("FCA") and limited regulation by the PRA. Details about the extent of our regulation by the PRA are available from us on request. This publication is distributed in the United Kingdom by ANZ solely for the information of persons who would come within the FCA definition of "eligible counterparty" or "professional client". It is not intended for and must not be distributed to any person who would come within the FCA definition of "retail client". Nothing here excludes or restricts any duty or liability to a customer which ANZ may have under the UK Financial Services and Markets Act 2000 or under the regulatory system as defined in the Rules of the PRA and the FCA. Germany. This publication is distributed in Germany by the Frankfurt Branch of ANZ solely for the information of its clients. Other EEA countries. This publication is distributed in the EEA by ANZ Bank (Europe) Limited ("ANZBEL") which is authorised by the PRA and regulated by the FCA and the PRA in the United Kingdom, to persons who would come within the FCA definition of "eligible counterparty" or "professional client" in other countries in the EEA. This publication is distributed in those countries solely for the information of such persons upon their request. It is not intended for, and must not be distributed to, any person in those countries who would come within the FCA definition of "retail client".

**Fiji.** For Fiji regulatory purposes, this publication and any views and recommendations are not to be deemed as investment advice. Fiji investors must seek licensed professional advice should they wish to make any investment in relation to this publication.

**Hong Kong.** This publication is distributed in Hong Kong by the Hong Kong branch of ANZ, which is registered at the Hong Kong Monetary Authority to conduct Type 1 (dealing in securities), Type 4 (advising on securities) and Type 6 (advising on corporate finance)

# IMPORTANT NOTICE

regulated activities. The contents of this publication have not been reviewed by any regulatory authority in Hong Kong. If in doubt about the contents of this publication, you should obtain independent professional advice.

**India.** This publication is distributed in India by ANZ on a cross-border basis. If this publication is received in India, only you (the specified recipient) may print it provided that before doing so, you specify on it your name and place of printing. Further copying or duplication of this publication is strictly prohibited.

**New Zealand.** This publication is intended to be of a general nature, does not take into account your financial situation or goals, and is not a personalised adviser service under the Financial Advisers Act 2008.

**Oman.** This publication has been prepared by ANZ. ANZ neither has a registered business presence nor a representative office in Oman and does not undertake banking business or provide financial services in Oman. Consequently ANZ is not regulated by either the Central Bank of Oman or Oman's Capital Market Authority. The information contained in this publication is for discussion purposes only and neither constitutes an offer of securities in Oman as contemplated by the Commercial Companies Law of Oman (Royal Decree 4/74) or the Capital Market Law of Oman (Royal Decree 80/98), nor does it constitute an offer to sell, or the solicitation of any offer to buy non-Omani securities in Oman as contemplated by Article 139 of the Executive Regulations to the Capital Market Law (issued vide CMA Decision 1/2009). ANZ does not solicit business in Oman and the only circumstances in which ANZ sends information or material describing financial products or financial services to recipients in Oman, is where such information or material has been requested from ANZ and by receiving this publication, the person or entity to whom it has been dispatched by ANZ understands, acknowledges and agrees that this publication has not been approved by the CBO, the CMA or any other regulatory body or authority in Oman. ANZ does not market, offer, sell or distribute any financial or investment products or services in Oman and no subscription to any securities, products or financial services may or will be consummated within Oman. Nothing contained in this publication is intended to constitute Omani investment, legal, tax, accounting or other professional advice.

**People's Republic of China.** If and when the material accompanying this publication does not only relate to the products and/or services of Australia and New Zealand Bank (China) Company Limited ("ANZ China"), it is noted that: This publication is distributed by ANZ or an affiliate. No action has been taken by ANZ or any affiliate which would permit a public offering of any products or services of such an entity or distribution or re-distribution of this publication in the People's Republic of China ("PRC"). Accordingly, the products and services of such entities are not being offered or sold within the PRC by means of this publication or any other method. This publication may not be distributed, re-distributed or published in the PRC, except under circumstances that will result in compliance with any applicable laws and regulations. If and when the material accompanying this publication relates to the products and/or services of ANZ China only, it is noted that: This publication is distributed by ANZ China in the Mainland of the PRC.

**Qatar.** This publication has not been, and will not be:

- lodged or registered with, or reviewed or approved by, the Qatar Central Bank ("QCB"), the Qatar Financial Centre ("QFC") Authority, QFC Regulatory Authority or any other authority in the State of Qatar ("Qatar"); or
- authorised or licensed for distribution in Qatar,
- and the information contained in this publication does not, and is not intended to, constitute a public offer or other invitation in respect of securities in Qatar or the QFC. The financial products or services described in this publication have not been, and will not be:
- registered with the QCB, QFC Authority, QFC Regulatory Authority or any other governmental authority in Qatar; or
- authorised or licensed for offering, marketing, issue or sale, directly or indirectly, in Qatar.

Accordingly, the financial products or services described in this publication are not being, and will not be, offered, issued or sold in Qatar, and this publication is not being, and will not be, distributed in Qatar. The offering, marketing, issue and sale of the financial products or services described in this publication and distribution of this publication is being made in, and is subject to the laws, regulations and rules of, jurisdictions outside of Qatar and the QFC. Recipients of this publication must abide by this restriction and not distribute this publication in breach of this restriction. This publication is being sent/issued to a limited number of institutional and/or sophisticated investors (i) upon their request and confirmation that they understand the statements above; and (ii) on the condition that it will not be provided to any person other than the original recipient, and is not for general circulation and may not be reproduced or used for any other purpose.

**Singapore.** This publication is distributed in Singapore by the Singapore branch of ANZ solely for the information of "accredited investors", "expert investors" or (as the case may be) "institutional investors" (each term as defined in the Securities and Futures Act Cap. 289 of Singapore). ANZ is licensed in Singapore under the Banking Act Cap. 19 of Singapore and is exempted from holding a financial adviser's licence under Section 23(1)(a) of the Financial Advisers Act Cap. 100 of Singapore. In respect of any matters arising from, or in connection with the distribution of this publication in Singapore, contact your ANZ point of contact.

**United Arab Emirates.** This publication is distributed in the United Arab Emirates ("UAE") or the Dubai International Financial Centre (as applicable) by ANZ. This publication: does not, and is not intended to constitute an offer of securities anywhere in the UAE; does not constitute, and is not intended to constitute the carrying on or engagement in banking, financial and/or investment consultation business in the UAE under the rules and regulations made by the Central Bank of the United Arab Emirates, the Emirates Securities and Commodities Authority or the United Arab Emirates Ministry of Economy; does not, and is not intended to constitute an offer of securities within the meaning of the Dubai International Financial Centre Markets Law No. 12 of 2004; and, does not constitute, and is not intended to constitute, a financial promotion, as defined under the Dubai International Financial Centre Regulatory Law No. 1 of 200. ANZ DIFC Branch is regulated by the Dubai Financial Services Authority ("DFSA"). The financial products or services described in this publication are only available to persons who qualify as "Professional Clients" or "Market Counterparty" in accordance with the provisions of the DFSA rules. In addition, ANZ has a representative office ("ANZ Representative Office") in Abu Dhabi regulated by the Central Bank of the United Arab Emirates. ANZ Representative Office is not permitted by the Central Bank of the United Arab Emirates to provide any banking services to clients in the UAE.

**United States.** If and when this publication is received by any person in the United States or a "U.S. person" (as defined in Regulation S under the US Securities Act of 1933, as amended) ("US Person") or any person acting for the account or benefit of a US Person, it is noted that ANZ Securities, Inc. ("ANZ S") is a member of FINRA ([www.finra.org](http://www.finra.org)) and registered with the SEC. ANZ S' address is 277 Park Avenue, 31st Floor, New York, NY 10172, USA (Tel: +1 212 801 9160 Fax: +1 212 801 9163). Except where this is a FX- related or commodity-related publication, this publication is distributed in the United States by ANZ S (a wholly owned subsidiary of ANZ), which accepts responsibility for its content. Information on any securities referred to in this publication may be obtained from ANZ S upon request. Any US Person receiving this publication and wishing to effect transactions in any securities referred to in this publication must contact ANZ S, not its affiliates. Where this is an FX- related or commodity-related publication, it is distributed in the United States by ANZ's New York Branch, which is also located at 277 Park Avenue, 31st Floor, New York, NY 10172, USA (Tel: +1 212 801 9160 Fax: +1 212 801 9163). Commodity-related products are not insured by any U.S. governmental agency, and are not guaranteed by ANZ or any of its affiliates. Transacting in these products may involve substantial risks and could result in a significant loss. You should carefully consider whether transacting in commodity-related products is suitable for you in light of your financial condition and investment objectives. ANZ S is authorised as a broker-dealer only for US Persons who are institutions, not for US Persons who are individuals. If you have registered to use this website or have otherwise received this publication and are a US Person who is an individual: to avoid loss, you should cease to use this website by unsubscribing or should notify the sender and you should not act on the contents of this publication in any way.